

Kids:  
Steal these  
tips from a  
professional  
artist

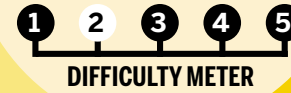


# Art Thief

Vol. 2, Hesit 2

## DRAW A GUITAR

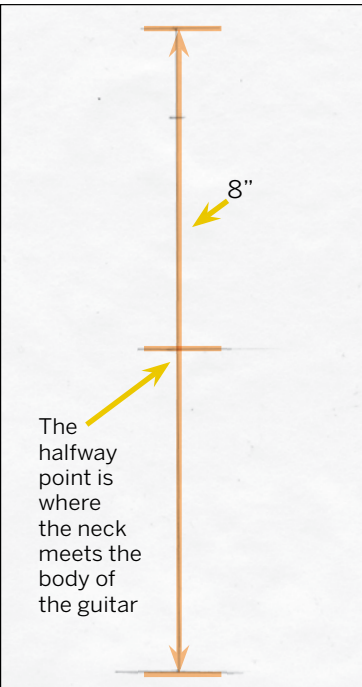
And learn to see objects  
as simple shapes.



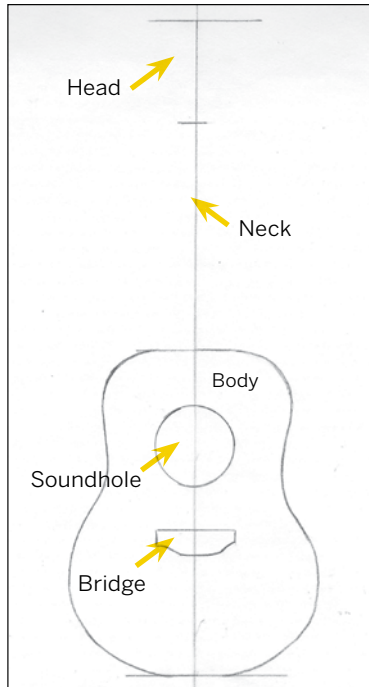
by AMY RAUDENBUSH • art@phillynews.com

### What you need

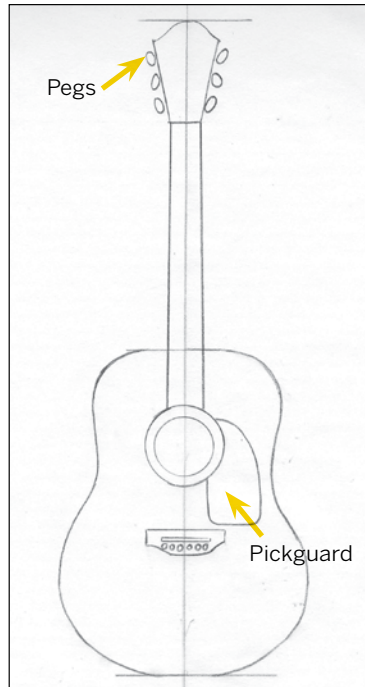
Pencil, quarter, dime, eraser (kneaded eraser works best) and markers.




**1** We will begin our drawing with an 8" vertical guideline. This line will be erased later but for now it will help us construct the guitar. Place short horizontal lines at the top, bottom and halfway point of your guideline.




**2** The guitar's body is pear shaped — the rounded bottom is larger than the top. Center your quarter on the guideline within the top portion of the guitar and trace the circle for the soundhole. Notice how high it is? Draw the bridge beneath the soundhole.



**3** Sketch in the head of the guitar and connect the corners of the head to sound hole as shown. Trace a dime to create the center of the soundhole and draw your pickguard. Add pegs to the head.



**4** Use a kneaded eraser to clean smudges and guide lines. Carefully go over your pencil lines with a fine-point felt tip pen and add 6 strings. A thick black edge on the left and top will create depth. When your ink is dry, erase any visible graphite



**5** What color is your guitar? Add colors of your choice to the instrument using markers or colored pencils. Decorate the soundhole. Congratulations, you have completed another Art Thief drawing!

### What shapes do you see?

An important part of drawing is the ability to see simple shapes in the objects we observe. Every instrument on this page can be drawn easily by placing simple shapes along a center guideline and then refining those shapes. You can see the ovals that make up the elegant body of the violin. Did you notice that the bottom oval is larger than the one on top? It is true that this method will require a bit of erasing but the results are worth it.



**Contact our artist:**  
Amy Raudenbush  
Philadelphia Daily News  
801 Market St.  
Philadelphia, PA 19107  
Or email  
art@phillynews.com.